

# Company profile | KBC Group in a nutshell (1)

## Diversified and strong business performance

- **geographically ...**

- Mature markets (BE, CZ) combined with developing markets (SK, HU, BG)
- Robust market position in all key markets & strong trends in loan and deposit growth

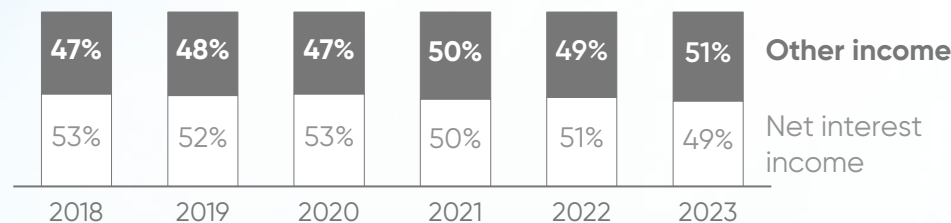


- **... and from a business point of view**

- An integrated bank-insurer
- Strongly developed & tailored AM business
- Strong value creator with good operational results through the cycle
- Unique selling proposition: in-depth knowledge of local markets and profound relationships with clients
- Integrated model creates cost synergies and results in a complementary & optimised product offering
- Broadening 'one-stop shop' offering to our clients

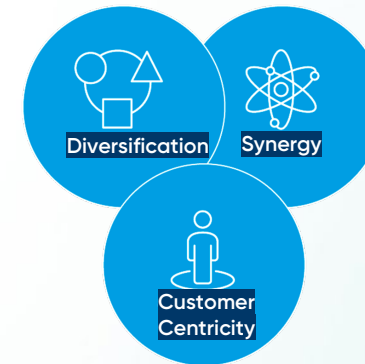
### KBC Group topline diversification

in %



## We want to be among Europe's best performing financial institutions

- We are a leading European financial group with a focus on providing bank-insurance products and services to retail, SME and mid-cap clients, in our core countries: Belgium, Czech Republic, Slovakia, Hungary and Bulgaria
- As a result of the withdrawal from Ireland, arising M&A opportunities beyond our core markets may be assessed (for approval of the Board of Directors) taking into account very strict strategic, financial, operational & risk criteria

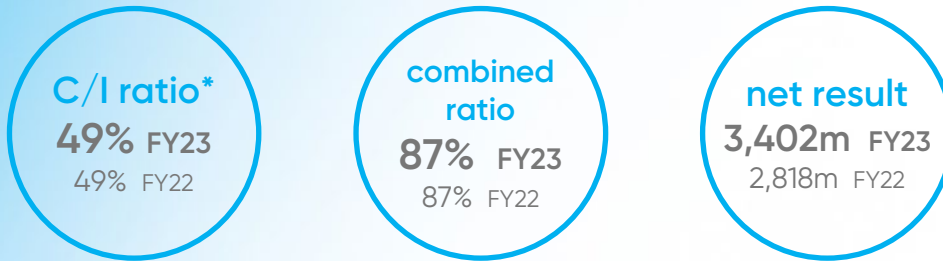


## Firmly embedded sustainability strategy

- As a company that aims to support the transition to a more sustainable and climate-proof society, we have made sustainability integral to our overall business strategy and integrated it into our day-to-day business operations and the products and services we provide
- Our sustainability strategy consists of three cornerstones: encouraging responsible behaviour on the part of all our employees, increasing our positive impact on society and limiting any adverse social impact we might have

# Company profile | KBC Group in a nutshell (2)

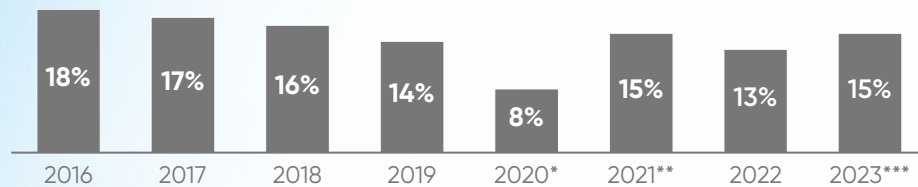
## High profitability (IFRS 17 figures)



\* Adjusted for specific items

### Return on Equity

in %



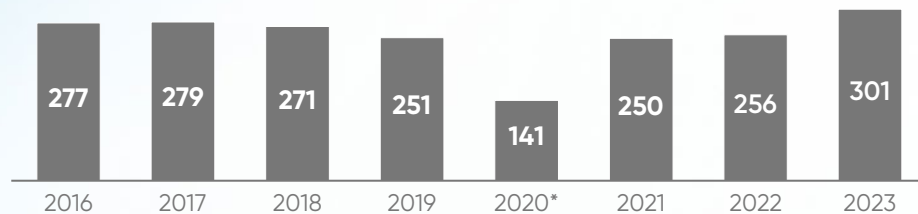
\* 11% when adjusted for the collective Covid-19 impairments

\*\* When excluding the one-off items due to the pending sales transactions in Ireland

\*\*\* Excluding one-offs

### CET1 generation before any capital deployment

in bps

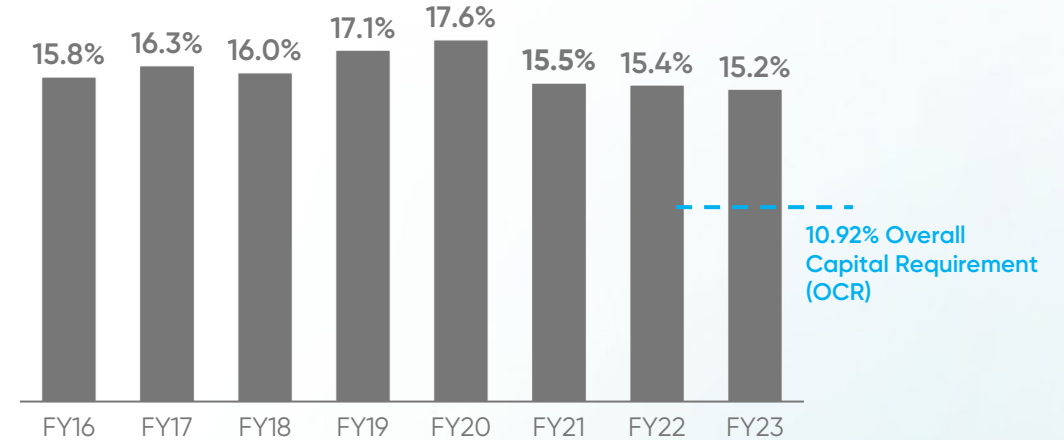


\* 202bps when adjusted for the collective Covid-19 impairments

## Solid capital position

### CET 1 ratio (fully loaded, Danish compromise)

in %



## Robust liquidity

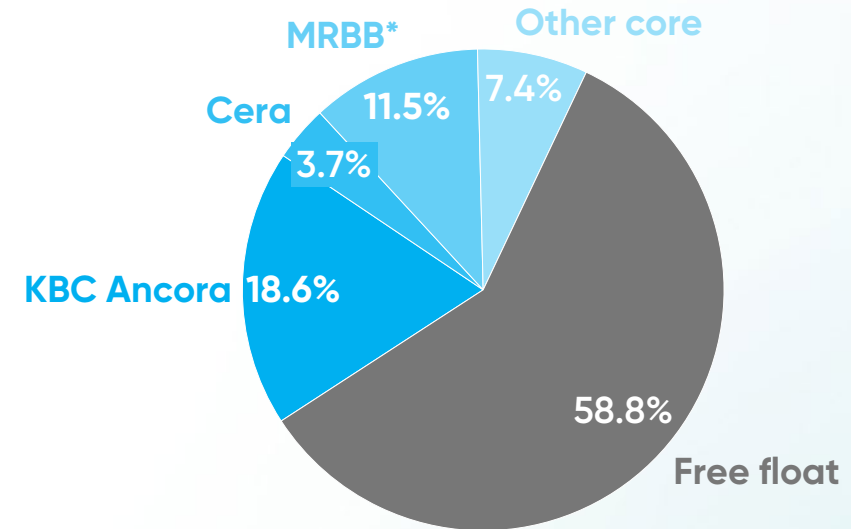


## Company profile | KBC Group in a nutshell (3)

### Dividend policy & capital distribution (will be updated with 1Q24 results)


- We aim to be **amongst the better capitalised** financial institutions in Europe. As a consequence, the dividend policy of KBC Group is tailored to that purpose. Each year, the Board of Directors will decide, at its discretion, on the total dividend based on the assessment of risks, forward looking profitability and strategic opportunities
- **Payout ratio policy** (i.e. dividend + AT1 coupon) **of at least 50% of consolidated profit** of the accounting year
- **Interim dividend of 1 EUR per share** in November of each accounting year as an advance on the total dividend
- On top of the payout ratio of at least 50% of consolidated profit, **each year** (when announcing the full year results), the Board of Directors will take a **decision, at its discretion**, on the distribution of the **capital above 15.0% fully loaded CET1 ratio, so-called surplus capital**. The distribution of this surplus capital can be **in the form of a cash dividend, a share buy-back or a combination of both**
- From the moment Basel IV will apply (as from 1 January 2025 at the earliest), the capital deployment plan will be updated

### Shareholder structure (as at end FY23)

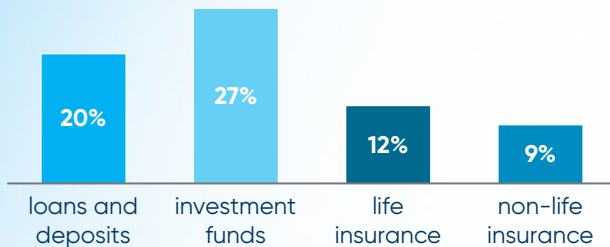


- Roughly **41% of KBC shares are owned by a syndicate of core shareholders, providing continuity to pursue long-term strategic goals**. Committed shareholders include the Cera/KBC Ancora Group (co-operative investment company), the Belgian farmers' association (MRBB) and a group of Belgian industrialist families
- The **free float** is held mainly by a large variety of international institutional investors


## Belgium BU



Market share  
in %, end 2023

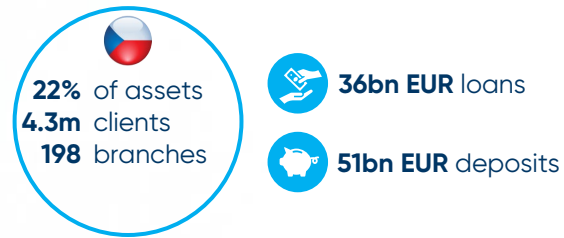


GDP growth  
in %, KBC Economics

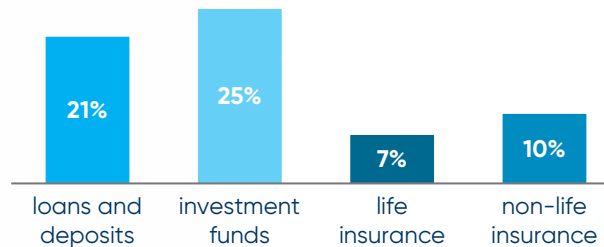


 **105%** debt-to-GDP ratio

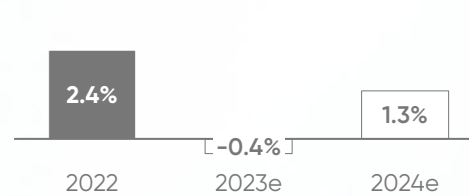
## Czech Republic BU



Market share  
in %, end 2023




GDP growth  
in %, KBC Economics

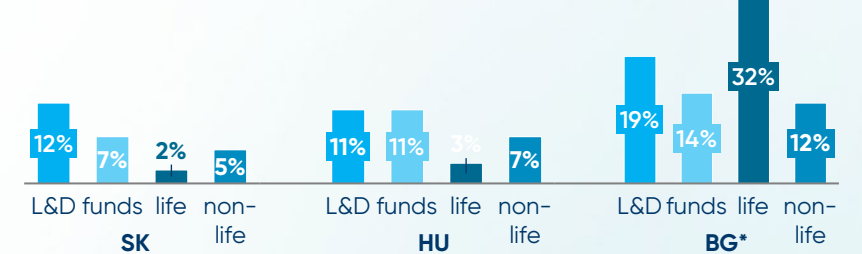


 **44%** debt-to-GDP ratio

## International Markets BU

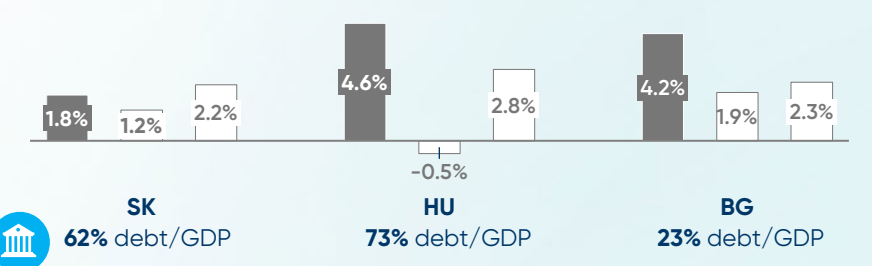


Market share  
in %, end 2023



\* Pro forma incl. acquisition of Raiffeisenbank Bulgaria

GDP growth  
in %, KBC Economics



 **62%** debt/GDP

**73%** debt/GDP

**23%** debt/GDP